


Manchester Mini Maker Faire®

MMMMF BADGE





SOLDERING WORKSHOP

IN THE BAG

STEP 1: BATTERY HOLDER



STEP 2: SWITCH



STEP 3: LEDS THE RIGHT WAY ROUND!


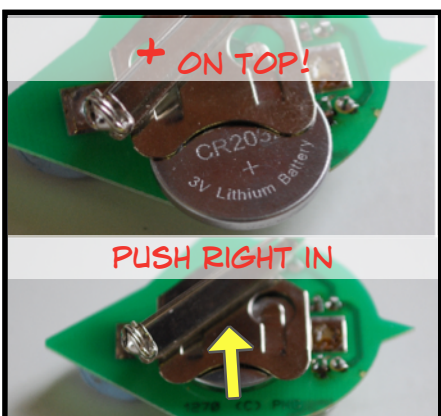
STEP 4: LEDS SOLDERED IN

STEP 5: THE PIN



STEP 6: PUT IN THE BATTERY

STEP 7: SWITCH IT ON



Fair use of this material



This comic has been produced by [Torben Steeg](http://torben@steeg.co.uk).
torben@steeg.co.uk

It is released under a 'Creative Commons Attribution-NonCommercial-Share Alike 2.0 UK: England + Wales' Licence. This licence lets you remix, tweak, and build upon this work non-commercially, as long as you credit Torben and licence your new creations under the identical terms. All new work based on this comic must carry the same licence, so any derivatives will also be non-commercial in nature.

Badge kits are available from [Electron Electronics](http://www.electronelec.co.uk/).
<http://www.electronelec.co.uk/>

